

1600 WILSON STREET • SAN LUIS OBISPO, CA 93401
TEL: 805 801 2332 • FAX: 805 782-0260

REQUEST FOR ENGINEERING

- CARPORT / CANOPY GARAGE / BUILDING HORSE BARN
FRAME SPACING 4 FT 5FT 6 FT

VERSATUBE DEALER _____ DATE _____

OWNER NAME _____ COUNTY _____

PROJECT ADDRESS: _____ COUNTRY _____

CITY, STATE _____ ZIP CODE _____

DIMENSIONS: WIDTH _____ LENGTH _____ PRIMARY EVE HEIGHT _____

SECONDARY EVE HEIGHT _____ (HORSE BARN ONLY)

- SIDING DIRECTION ROOF WALL 12" SOFFIT BRACKET
 HORZ HORZ CORNER BRACKET
 VERT VERT LOAFING SHED

- TRUSS NONE POST TRUSS WEB TRUSS STANDARD BARN TRUSS

- FOUNDATION SLAB ONLY SLAB with FOOTING STUD HORSE BARN FOOTINGS
 STRIP FOOTING CYLINDRICAL PIER OTHER _____

- ANCHORAGE SIMPSON 'MAS' REDHEAD
 EARTH ANCHORS OTHER _____

DESIGN LOADS (PLEASE ASK LOCAL BUILDING DEPARTMENT)

WIND LOAD: _____ SNOW LOAD: _____

SEISMIC ZONE: _____ LIVE LOAD: _____

COMMENTS: _____

PERMIT PACKAGE:

- STRUCTURAL CALCULATIONS ONLY (3 SETS) \$150.00
 STRUCTURAL CALCULATIONS AND DRAWINGS (3 SETS) SEE PRICE LIST
 ADDITIONAL SETS REQUIRED: _____ CALCS DRAWINGS BOTH
(\$50.00 EACH PER SET OF CALCS OR DRAWINGS. \$75.00 PER SET OF BOTH)

SHIPPING: P.O. BOX ADDRESSES WILL REQUIRE U.S. MAIL

- U.S. MAIL UPS GROUND UPS NEXT DAY FED EX
 OTHER: _____

SHIP TO: OWNER VERSATUBE DEALER

MAIL REQUEST TO: ADAMES DESIGN GROUP OR FAX TO: 805.782.0260
1600 WILSON STREET
SAN LUIS OBISPO, CA 93401

E-MAIL: associate@lateralanalysis.com or rad_eng@yahoo.com

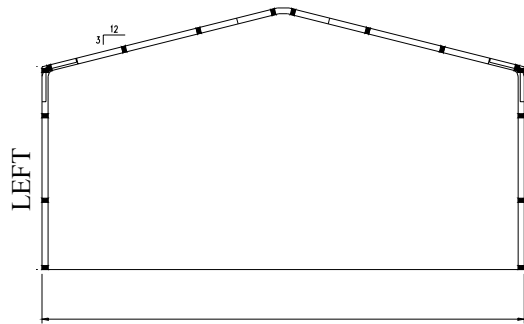
1600 WILSON STREET • SAN LUIS OBISPO, 93401
TEL: 805 801 2332 • FAX: 805 782 0260

PLEASE LOCATE WINDOWS AND DOORS ON THE TEMPLATES BELOW

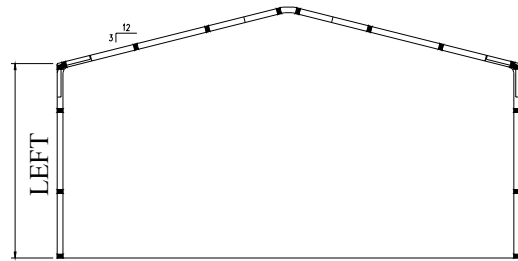
BLANK = NONE

FRAME SPACING IS REPRESENTATIVE ONLY.

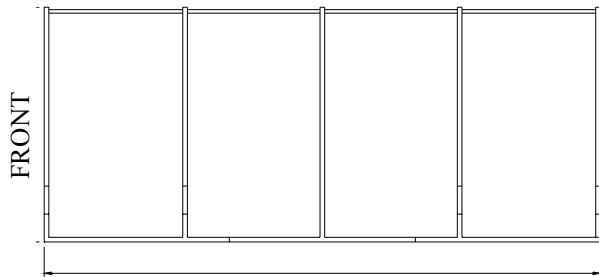
PLEASE USE APPROXIMATE DIMENSIONS TO LOCATE WINDOWS AND DOORS.



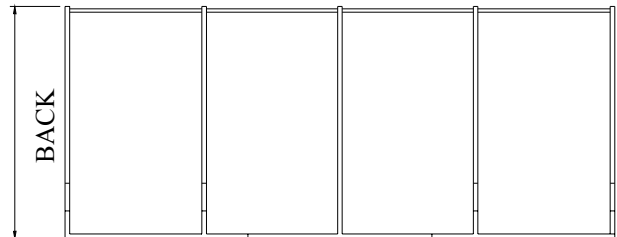
FRONT



BACK



RIGHT SIDE



LEFT SIDE

NOTES

UPON SUBMITTING YOUR REQUEST, PLEASE ALLOW 7 BUSINESS DAYS FOR PROCESSING.